

Western Horsemanship

LEVEL 3 • PATTERN NN • Tests 1,2,3,8,10

The drawn description of this pattern is only intended for the general depiction of the pattern. Exhibitors should utilize the arena to best exhibit their horses.

Be ready at marker A.

Lope right lead to marker B and stop.

At marker B, drop stirrups and jog a circle to the left.

After closing circle, continue at jog to marker C and stop.

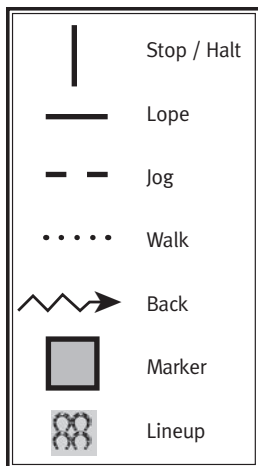
Pick up stirrups and then execute the extended lope on left lead to marker D.

Return to a lope and execute a circle to the left.

Upon completion of circle, drop down to jog and jog to marker A and stop.

Back seven steps at marker A.

Return to the lineup at the jog or exit arena at the jog.



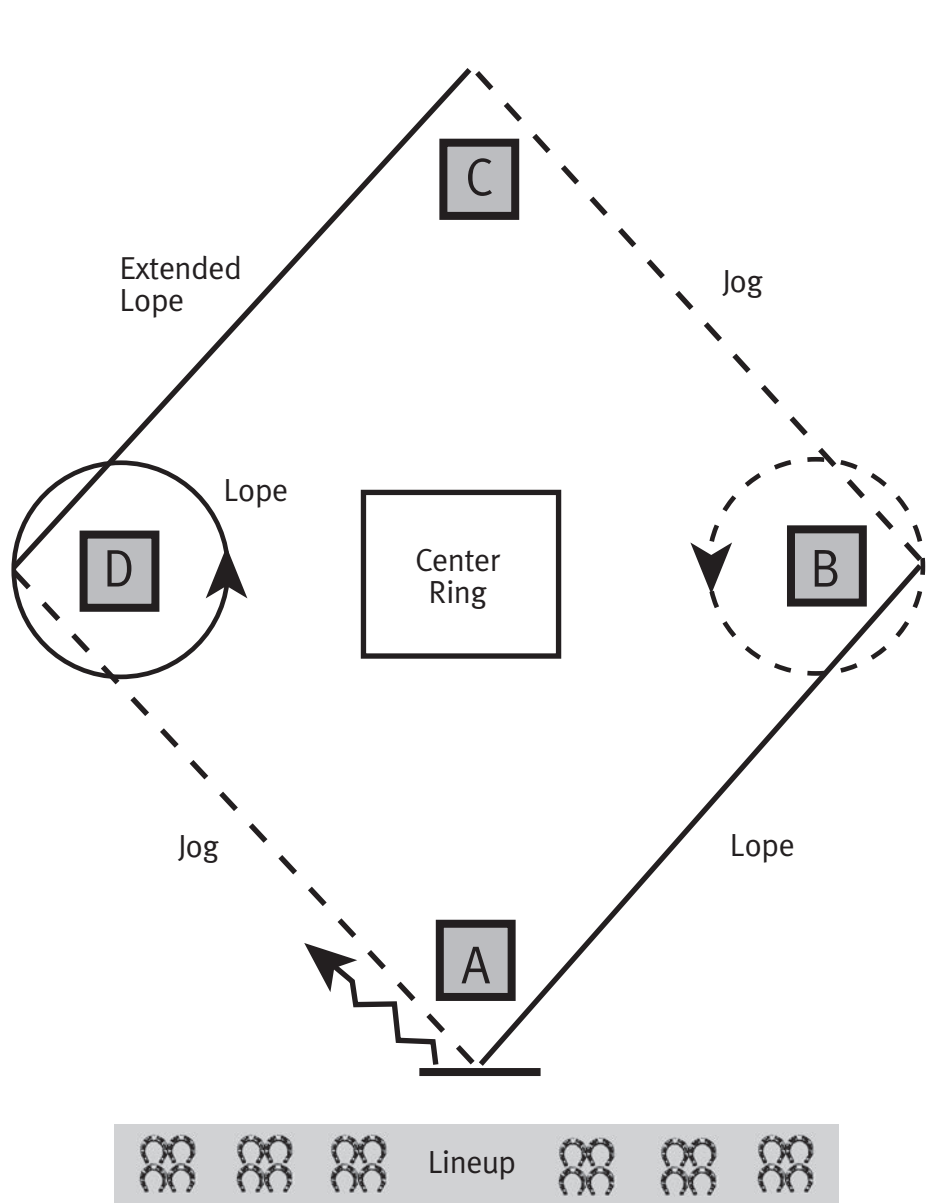
This pattern may only be used for:

- 14 - 18
- 18 & Under
- 19 & Over

This pattern may **NOT** be used for:

- 13 & Under

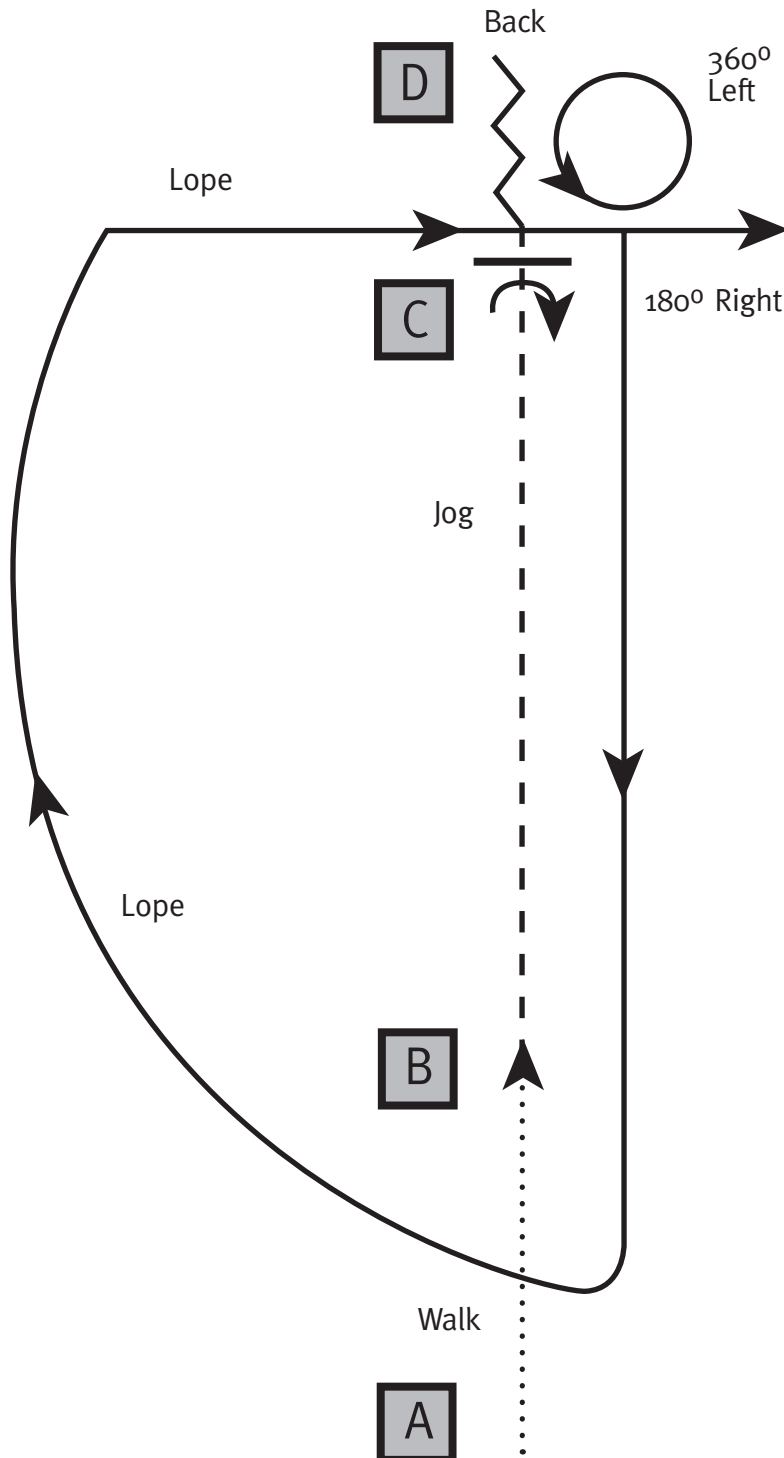
If used at a Regional or National Show, pattern may not be run from the lineup.



Western Horsemanship

LEVEL 2 • PATTERN L • Tests 1,2,3,6

The drawn description of this pattern is only intended for the general depiction of the pattern.
 Exhibitors should utilize the arena to best exhibit their horses.



Be ready at marker A.

Walk to marker B.

Jog to marker C and stop.

Make a 180-degree turn to the right on the hindquarters.

Back to marker D.

Make a 360-degree turn to the left on the hindquarters.

Lope right lead around marker B and proceed through marker C and marker D to rail. Stop.

Return to the lineup at the jog or exit arena at the jog.

| | |
|--|-------------|
| | Stop / Halt |
| | Lope |
| | Jog |
| | Walk |
| | Back |
| | Marker |
| | Lineup |

This pattern may only be used for:

- 13 & Under
- 14 - 18
- 18 & Under
- 19 & Over

If used at a Regional or National Show, pattern may not be run from the lineup.

Western Horsemanship

LEVEL 3 • PATTERN JJ • Tests 1,2,3,4,6,8

The drawn description of this pattern is only intended for the general depiction of the pattern. Exhibitors should utilize the arena to best exhibit their horses.

Be ready at marker A.

Lope on diagonal line right lead half way to marker B and stop.

Pivot 360-degrees on hindquarters to the left.

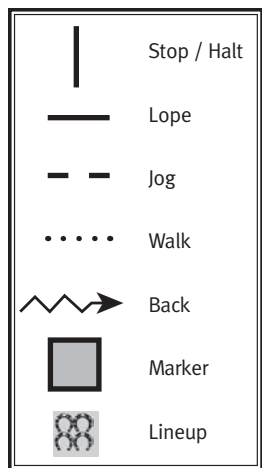
Lope remainder of diagonal line to marker B on the left lead.

Stop at marker B and back approximately five steps.

Reposition to pick up right lead and lope a figure eight, crossways, at top of arena with two simple changes of lead (walk or jog). Close up figure eight and stop.

Drop stirrups and jog to marker C. Stop. Pick up stirrups.

Return to the lineup at the jog or exit the arena at the jog.



This pattern may only be used for:

- 14 - 18
- 18 & Under
- 19 & Over

This pattern may **NOT** be used for:

- 13 & Under

If used at a Regional or National Show, pattern may not be run from the lineup.

